

KILL la KILL

THE GAME

IF
幕



CONTENTS

CONTROLS	2
BLOODY VALOR	3
STORY	4
GAME RULES / SCREEN DETAILS	5
VERSUS	6
PRACTICE	7
COVERS CHALLENGE	8
GALLERY	9
BASIC ACTIONS	10
CONTACT INFORMATION	11

The screenshot is from the PlayStation®4 version.

CONTROLS

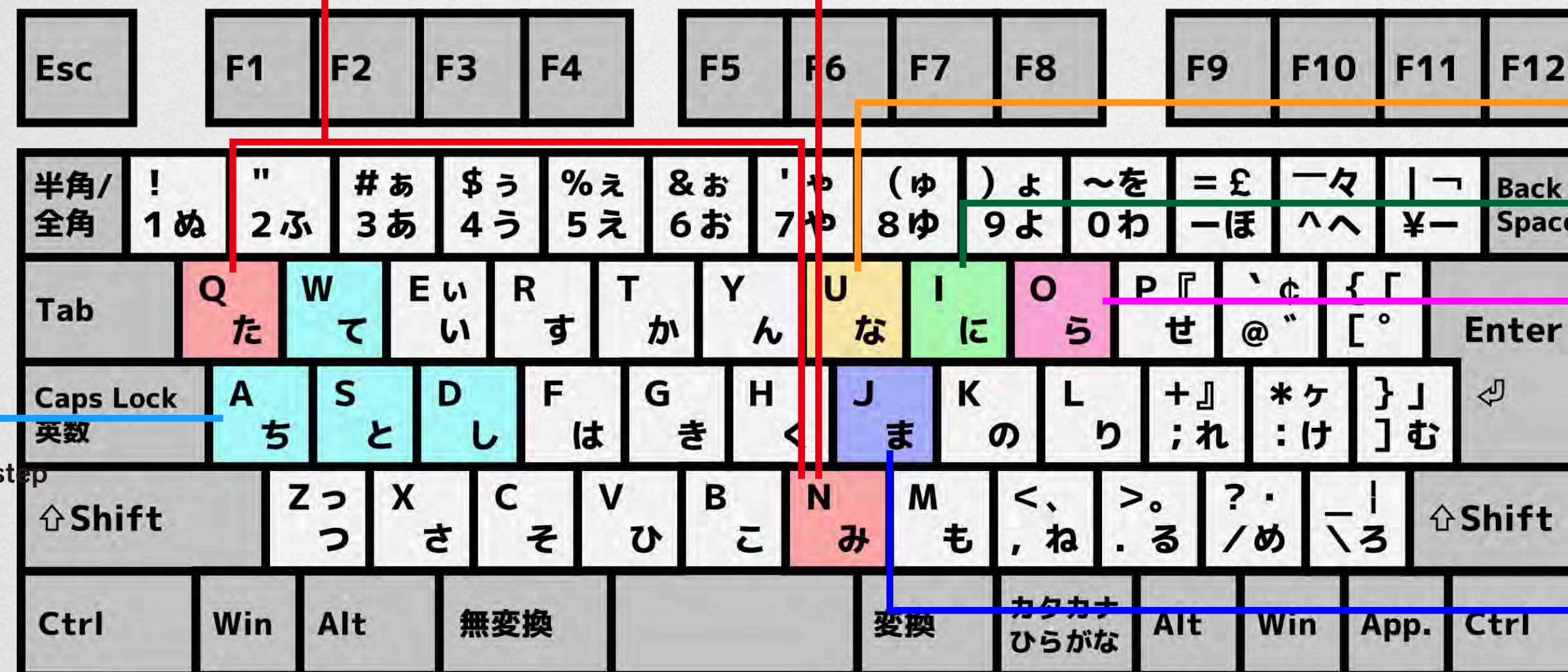
Valor Burst & Bloody Valor

Requires 50% SP Gauge

Guard

Move

Q+W or A or S or D Left Stick to sidestep



Close Ranged Attack

Long Ranged Attack

Break Attack

※Unleash attacks that can't be guarded.

Opponents hit with a break attack will be blown back, and can be attacked again using U or I or O or J.

Jump

※You can attack during jumps and dashes using the assigned buttons.

Q+U or I or O Special Attack

※Requires 50% SP Gauge

BLOODY VALOR

Press **Q + N** together when you have 50% or more of your SP gauge to unleash Valor Burst.

Valor Burst can be used for offense and defense. When Valor Burst hits, the battle will transition to a state called Bloody Valor. If Valor Burst hits while you are attacked, you will instead activate Counter Burst to strike back at your opponent.



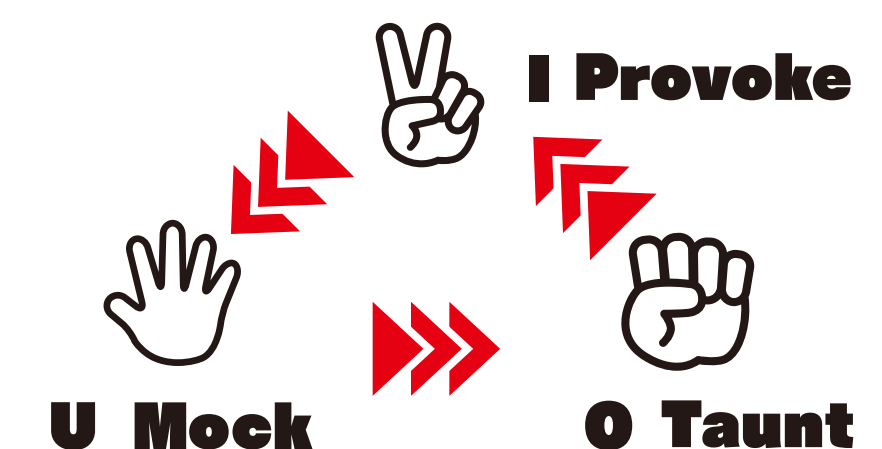
The Attacker and Defender will face each other by either **taunting**, **provoking**, or **mocking**. When the Attacker either wins or the Bloody Valor ends with a draw, various effects will kick into play, so read your opponent and make the right call.

Each action you take has an advantage and disadvantage against each other action. Regardless of the choice, one will come out as victor.

If the Attacker wins, their **Valor Level** will go up by 1, and Bloody Valor will continue. This continues until your **Valor Level** reaches max, so you can gain a great advantage the more you win during Bloody Valor.

※Your Valor Level maxes out at 3.

Bloody Valor Structure



Valor Level Effects


LEVEL1 : Each character gains various benefits, such as a boost in attack range.

LEVEL2 : Each character's Special Attack will power-up into a Super Attack.

LEVEL3 : The SP gauge fills slowly with time, and you will be able to use your SEN-I-SOSHITSU Secret Art.

Winning in Bloody Valor will increase your Valor Level. Your Valor Level will give various boosts as it goes higher to give you an advantage in battle

STORY



Experience a new KILL la KILL story in this mode.

Original story written and supervised by Kazuki Nakashima.

Experience playing as Ryuko's rival, Satsuki Kiryuin, and see how the world played out in her eyes.

Unbeknownst to Satsuki, it isn't Nui impeding her way in the Honnouji Academy Naturals Election - it's Ragyo...

Why did Ragyo appear? What is really going on with the elections?

Enjoy a new "IF" story branching from the original story's Episode 8!

Unlock Ryuko's Story mode after clearing Satsuki's Story mode!

See through Ryuko's eyes a brand new story. Behold as Ryuko faces countless challenges again as main in the IF story!

After losing to Satsuki, Nui appears in front of Ryuko. Seeking strength, Ryuko seeks help from, of all the people, Nui...

What is the untold secret behind the Life Fibers?

Get ready for a new "IF" story in tandem with Satsuki's story to see the world unfold!




GAME RULES

The game features action fighting up to two players.



Use various attacks to empty the opponent's health gauge in order to win a round.



Whoever takes two rounds first wins.

SCREEN DETAILS

① Wins

This icon will appear with each round you win.
Win two rounds first to win the battle.

② Time Remaining

This shows how much time you have remaining.
When the time runs out, whoever has more health wins.
※If that person has already won one round, the player will win the battle.

③ Health Gauge


This shows how much health the player has remaining.
Whoever empties the opponent's health wins the round.

④ SP Gauge

This gauge is used to perform various special and powerful actions.

※The following actions will increase the SP gauge.


・Guard an attack (big boost)・Land an attack (modest boost)・Take damage (small boost)



⑤ Bloody Valor Icon/Valor Level display



When the **SP gauge** hits 50% or above, the icon will glow red, signifying that you can use **Valor Burst**. The number of stars signifies your current **Valor Level**.



When the **Valor Level** is at 3-stars, and you have 100% in your SP gauge, you will be able to use your **SEN-I-SOSHITSU** Secret Art.

What is Valor Level?

Your **Valor Level** increases each time you win in **Bloody Valor**. Each time your level increases, your character gains various stat boosts, and their special moves becomes more powerful.

VERSUS

In VERSUS, you can challenge COM controlled characters or other players, locally or online.

FREE BATTLE

You can set various settings, such as stages and time limits, and challenge COM controlled characters or other players, locally or online. When challenging another player, you will need to connect a second controller then select VS PLAYER.

PLAYER MATCH

You can create online rooms or enter another player's room to challenge players online. You can search for player rooms based on various criteria, such as stage and player levels, to find the rooms you are looking for. You can also use the 4-digit room ID to find specific rooms. Create your room based on various settings. You can also set a password, which will become your room ID.

RANKED MATCH

Find other players online with a similar Thread Count to face off in battle. The more you win, the higher your Thread Count, and the more you lose, the lower. Your wins and win rate are recorded in ranked matches. You can download replays of high-ranking player battles.

PRACTICE

In PRACTICE, you can practice your moves and enjoy battles based on varying rules. Note that you can only select Tutorial, Training, Survival Challenge, and COVERS Challenge in PRACTICE.

TRAINING

You can test and try various character combos and special moves, verify the damage output, and practice your battle skills.

SURVIVAL CHALLENGE

Here you will face the COM until you run out of health.

Choose your character, and win a single round to continue on to the next opponent.

Your health will recover slightly after each battle. The challenge ends when you lose all your health.

COVERS CHALLENGE

You will face the COVERS in battle. Face off against 3 different challenges. Choose your character, and test your mettle facing the hordes of COVERS.

100-UNIT EXTERMINATION

You will challenge yourself to see how quick you can defeat all 100 COVERS. You will fail if you lose all your health during the challenge.


1 MIN. EXTERMINATION

You will fight to see how many COVERS you can defeat in a minute. You will fail if you lose all your health during the challenge.

ENDLESS EXTERMINATION

You will battle waves of COVERS until you lose all your health.

Note that some COVERS may drop an item during battle.



Syringe

An item that temporarily increases your Valor Level. There are 3 types of syringes, which will increase your Valor Level accordingly.



Knuckles

An item that temporarily increases your attack power. There's a silver and gold version, with the gold version being more potent.



Gong

An item that increases your time remaining. There's a silver and gold version, with the gold version being more potent. This item only appears during 1 MIN. EXTERMINATION.



Mystery Croquette

An item that recovers health. There's a single croquette and a heap of croquettes, with the heap recovering more health. This item only appears during ENDLESS EXTERMINATION.

Getting another Syringe or Knuckles while you are under their effect will reset the duration and effect. For example, if you get a Single Syringe while under the effect of a Triple Syringe, your Valor Level will shift from 3 to 1.

GALLERY

In GALLERY, you can enjoy the game's music, voices, movies, and models.

You can use the GP you gained to unlock the contents here.

You will need those GP to gain access to everything, so be sure you gather them in the other game modes.

DIGITAL FIGURE

Place character models, and set their poses and expressions, which can then be saved so that you can enjoy viewing them later.

You can unlock various expressions and poses using your GP.

VOICE LIBRARY

Listen to the various voices that plays in the game. You can unlock various voices using your GP.

SOUND TEST

Listen to the various BGMs used within the game.

REPLAY LIST

Check various saved online battle replays. You can also control the camera in battle.

Download and view player replays from high-ranking matches.

ANIME

You can view movies you watched during the game's Story mode here.

GLOSSARY

Read various details and information related to KILL la KILL characters, Goku Uniforms, and more.

BASIC ACTIONS

Basic Actions	Ground	left stick	Move
		J	Jump
		N	Guard
		N + J	Homing Dash
		Q + N SP Gauge is 50% or more	Valor Burst Uses 50% of the SP gauge,but can't be used while being attacked.
	Ground During a Jump	N + Toward opponent	Front Step
		N + A OR D	Side Step
		N + Away from opponen	Back Step
	During a Jump	J	Homing Dash
	Damaging Actions	When taking damage	Q + N SP Gauge is 50% or more Counter Burst Uses 50% of the SP gauge, but can't be used unless attacked.
Valor Actions	During Bloody Valor	U	Taunt (Attacker heals when successful.)
		I	Provoke (Attacker recovers SP when successful)
		O	Mock (Attacked deals damage when successful)

ARC SYSTEM WORKS CUSTOMER SUPPORT

<https://www.arcsystemworks.jp/support/>

- ※We are unable to answer questions relating to strategies and how to clear the game.**
- ※Please note that some questions may require more time to receive a response.**
- ※Please note that we are not able to respond to all requests and comments received.**

Copying, renting, monetizing, uploading, downloading, altering the game content, and other game exploitations are strictly prohibited

©ARC SYSTEM WORKS

©A PLUS

©TRIGGER,Kazuki Nakashima/Kill la Kill Partnership